



VILA

120V PENDANTS

SPECIFICATIONS:

DESCRIPTION

Cord-hung, cable-hung or stem-mount pendant with handcrafted glass diffuser.

LAMPING

Standard: 60W A19 120V incandescent, lamp not included. Dimmable with standard incandescent dimmer (not included).

GU24 CFL: Self-ballasted GU24 lampholders. 13W max, 120V, lamp not included.

LED: 9W Replaceable source, 120V, dimmable, 80+ CRI, 3000°K CCT, 800 lumens, 30,000 hours. Lamp included.

DIFFUSER

Shade shall be handcrafted glass of various decors. 7" Dia. x 6.5" H

Opening sizes: 42mm top.

SUSPENSION

Cord-hung: 10' SVT-type cord, complete with 5" decorative sleeve at the socketholder. Jacket coordinates with metal finish. Plated stamped steel construction. See next page for multilight options.

Cable-hung: 1x 10' aircraft-quality stainless steel cable support with 10' AWM-type cord. Jacket coordinates with metal finish. 5" Dia. dome canopy is plated stamped steel. Bronze or Satin Nickel.

Stem-mount: 4 connectable stem sections (3", 6", 12" and 18" lengths) plus telescoping piece for up to 3" adjustment, 10' max. 5" Dia. canopy (with swivel) and stem sections are plated steel. Bronze or Satin Nickel.

MOUNTING

Installs directly to a 4" octagonal ceiling box. Suitable for sloped ceilings.

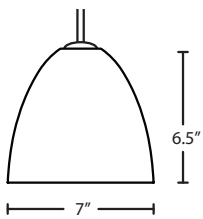
LABELS

UL or ETL Listed. Suitable for Damp Locations (interior use only).

Consult factory concerning lower wattage labeling for energy requirements.



VILA SHOWN IN BLUE CLOUD (447086) & MARBLE GRIGIO (4470MG)



Project Information:

For ordering information, see next page

All dimensions provided are nominal. Allowance must be made for dimensional tolerance in handcrafted glasses.

REV 1/17



ORDERING:

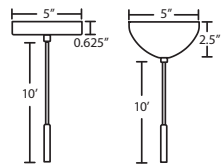
CONNECTION	SHADE OPTIONS	LAMP OPTIONS	METAL FINISH	OPTIONS
Cord Fixture	447007 Opal Matte	(blank) 60W A19 120V	BR Bronze	L 15' cord
1JC 1 Lt. Dome	447019 Carrera	GU24 13W GU24 120V	SN Satin Nickel	LW Low wattage labeling
1JT 1 Lt. Flat	447041 Garnet	LED 9W LED 120V, dimmable		
Cable Fixture	447086 Blue Cloud			
1KX 1 Lt. Dome	4470CE Ceylon			
	4470GF Gold Foil			
	4470HB Habanero			
Stem Fixture	4470HN Honey			
1TT 1 Lt. Flat	4470MA Magma			
	4470MG Marble Grigio			

Ex. 1JT-447019-SN
Vila Pendant w/ Carrera Glass,
Satin Nickel Finish

Multi light
J For Multi light
Canopy
Multi light available
See options to right

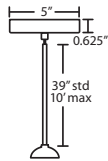
PENDANT OPTIONS:

1JT / 1JC / J MONOPOINT PENDANT CANOPY



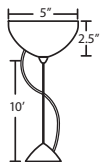
- Flat (1JT) or Dome (1JC) Canopy styles. Dome style allows adjustment without cutting cord.
- "J" option is pendant less canopy for multiport canopy (options to the right)
- Suitable for sloped ceilings
- Cord: 10' SVT, 5" sleeve at socketholder (V Series utilizes SJT-type)
- Bronze or Satin Nickel

1TT STEM PENDANT



- Swivel at canopy, suitable for sloped ceilings
- Includes telescoping section plus 4 connectable stem sections, (1x 3', 1x 6', 1x 12', 1x 18'), 10' max
- Bronze or Satin Nickel

1KX CABLE-HUNG PENDANT



- 1x 10' aircraft-quality stainless steel cable
- Suitable for sloped ceilings
- 1x lampholder
- Cord: 10' AWM-type provided
- Bronze or Satin Nickel

ACCESSORIES:

ADDITIONAL STEM SECTIONS:

Additional connecting stems are available to increase overall length, up to 10' max. Telescoping adjustable section allows up to 3" movement.

T20A-SN or T20A-BR	Adj. Section
T203-SN or T203-BR	3" Section
T206-SN or T206-BR	6" Section
T212-SN or T212-BR	12" Section
T218-SN or T218-BR	18" Section

LONGER CORD LENGTHS:

Longer cord length of 15' available. Add an "L" to the end of the item number, i.e. 1JC-169707-SNL.

LOW WATTAGE LABELING:

Incandescent fixture supplied with 16 watt relamp label. Add an "LW" to the end of the item number, i.e. 1JC-169707-SN-LW.

CORD SLEEVES:

If concealing the cord is desired, order our 0.25" dia. metal sleeves. Each sleeve is 18" long and may be field cut.

T118-SN	Satin Nickel
T118-BR	Bronze

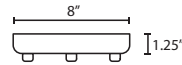
STEMHOOKS:

Suspension hooks allow cord drops to be placed wherever desired. Suitable for sloped ceilings.

T103BR	Bronze
T103SN	Satin Nickel

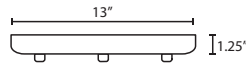
MULTIPOINT CANOPY OPTIONS:

T33X 3 LIGHT ROUND CANOPY



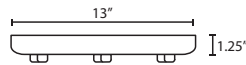
- Suitable for sloped ceilings
- Bronze or Satin Nickel
- 10" Dia. shades MAX, with staggered heights

T33XL 3 LIGHT LARGE ROUND CANOPY



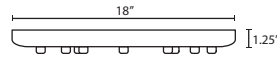
- Suitable for sloped ceilings
- Bronze or Satin Nickel
- 16" Dia. shades MAX, with staggered heights

T36X 6 LIGHT ROUND CANOPY



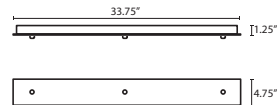
- Suitable for sloped ceilings
- Bronze or Satin Nickel
- 10" Dia. shades MAX, with staggered heights

T39X 9 LIGHT ROUND CANOPY



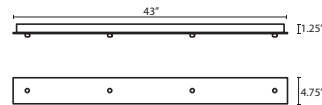
- Suitable for sloped ceilings
- Bronze or Satin Nickel
- 10" Dia. shades MAX, with staggered heights

T33V 3 LIGHT BAR CANOPY



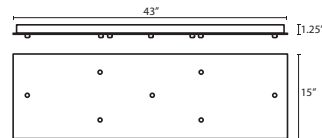
- Suitable for sloped ceilings
- Bronze or Satin Nickel
- 20" Dia. shades MAX, with staggered heights

T34V 4 LIGHT BAR CANOPY



- Suitable for sloped ceilings
- Bronze or Satin Nickel
- 20" Dia. shades MAX, with staggered heights

T37V 7 LIGHT BAR CANOPY



- Suitable for sloped ceilings
- Bronze or Satin Nickel
- 14" Dia. shades MAX, with staggered heights

HOW TO ORDER A MULTILIGHT FIXTURE

Order your canopy with the selected 120V multi light pendants (indicated by "B" or "J" prefix) for the complete fixture:

Example: 1x T33X-SN (3 Light Round Canopy)

1x J-447019-SN (Vila Pendant in Carrera)

1x J-447041-SN (Vila Pendant in Garnet)

1x J-447086-SN (Vila Pendant in Blue Cloud)